



Jet-Port

Kayak Dock & Accessories



"Simple Kayak Docking Solution"

Kayak Dock

Features:

- Designed for kayak under 35" in width
- Outer shell made low density polyethylene
- Unsinkable, foam-filled Kayak Launch
- Works great in shallow water
- Light color which is kind to bare feet & hands
- No skid with anti slip surface
- Side and front mount options to dock
- Zero maintenance
- Stable low profile entry way for both kayak and canoes

Width	Length	Depth	Weight	Capacity
64"	132"	9"	185lbs	1200lbs



Kayak Dock additional features:

- Molded In loop for securing Kayak

Modular Design

Kayak Dock can be expanded from the side or the front has the flexibility to be connected to the Roll-N-Ride or Glide-N-Ride product line with the ability to add



Kayak Dock With Extensions

Kayak Launch With Front Extension Specifications:

Width	Length	Depth	Weight	Capacity
5'x4"	16'	9"	300lbs	1700lbs



Kayak Launch With Wing Extension Specifications:

Width	Length	Depth	Weight	Capacity
7'x4"	11'	9"	300lbs	1700lbs



Our Kayak Rack is specially designed for our exclusive Kayak Docks. The Kayak Rack can be mounted on either side of the kayak Dock with brass inserts that are molded into the Kayak Launch for extra strength. The rack can also be mounted to the wing attachment as well. The rack is designed to handle two kayakers and uses the same color and material as the Kayak Dock. The rack also has holes so the kayakers can be secure with a bungee or rope



Installation information and instructions may be found online at :

www.glide-n-ride.com/Installation.asp

Accessories

Hot Dipped Galvanized Z Bracket Kit



Our hot dipped galvanized "Z" bracket kit is the most cost effective way to attach your kayak float to a floating or fixed dock. this product can be installed for a front or side mount.



4" External Pipe Holder Kit



Our heavy-duty polyethylene 4" pipe holder allows your kayak float to adjust to changing water levels. The pipe hole fits schedule 40, 4" PVC pipe. This kit is designed for fixed or floating dock installation



Front Attachment Kit



The foam filled front attachment kit gives you an additional 5 feet of space. Great for extra room in the front. The kit includes 1 front attachment, 2 Front attachment plug kit.



Wing Attachment Kit



Our foam filled wing attachment kit will give you additional walk around for refueling, flushing, and boarding your watercraft. The kit includes 1 wing attachment, 2 structure plugs, and support bar with 2 washers, 2 bolts, and 2 UHMW blocks.




Kayak Rack




The Kayak Rack can be mounted on either side of the kayak dock or on a wing attachment kit. The rack is designed to handle 2 kayaks. The rack also has holes so the kayaks can be secure with a bungee or rope.



"Double" Link Kits



Our "Double" link kits are designed for side and front mount installation. This product is designed for fixed or floating docks.



Frequently Asked Questions

Q. What is the best way to "launch my kayak into the water?"

A. Enter into your kayak. Grab the hand rails on the kayak dock and push back with your hands and you will slightly move back of the Kayak float and into the water. Launching is extremely easy and simple.

Q. How can I clean my Kayak Dock?

A. The best way to clean your kayak dock is with a scrub brush and use soap and water. If you want to extreme clean your float you may pressure wash it with part bleach and water. You may bottom paint it if you can find paint that will stick to plastic.

Q. How do I dock my Kayak onto the float?

A. The best way to park your kayak is to approach your float and place your paddles in the kayak and grab the rails and pull yourself up on the float. The kayak dock has a low profile entry way which makes easy to pull yourself up.

Q. What colors do you provide?

A. We only offer beige color. This light beige color greatly reduces heat adsorption as compared to black and gray colors.

Q. Can I leave my float outside during the winter months?

A. Moving ice will tear and damage your watercraft float, but freezing water will not damage or crack the durable outer polyethylene shell or foam filled inside. If you plan to take out your float in a stand alone or fixed dock application we recommend using the external 4" pipe holder kit. This kit will allow you to uninstall your float from the pipes rather than uninstalling the pipes.

Q. What are the requirements of being a Jet-Port dealer?

A. We are always looking for dealers to carry our product lines and the opportunity to expand our products through the USA. We do not assign dealer territories and have competitive dealer pricing. Dealers must have a state retail license or business license and must be affiliated with the marine industry.

Q. How can I secure my watercraft to the float and protect it from theft?

A. the Kayak Dock includes a molding loop which you can secure your kayak. you can also secure your watercraft to your attachment kit or by placing a dock cleat on your floating dock or fixed dock and securing your watercraft to the dock cleat.

Q. How do I link Multiple Units Together?

A. Using our "Link" kits will enable you to link multiple units together. Advantages of linking units together is an increase in buoyancy and stability.

Q. Which attachment kit should I use for my floating dock?

A. We highly recommend using our hot dip galvanized Z attachment kits. The steel attachments are stronger and coated in hot dip galvanized steel which prevents rusting.



Using the dock couldn't be easier! Just paddle on and pull yourself up using the hand rails! Textured surfaces help you regain your footing, while stability features keep your kayak protected and pristine!



Kayak docks feature over 1200 pounds of Buoyancy!
Customize your new dock to hold one, two, even three kayaks with the kayak rack system.



The outer shell is made with durable low-density polyethylene proven to maintain the life of your dock against the ravages of waves, changing tides and the weather.



A variety of docking options— Front Mount Attachment, Side Attachment or Fixed Dock Installation




Customize Jet-Port products to meet your needs. Can add attachments to your Kayak Dock for more walk-around room and extra space for storage!



Molded in loop and textured surface are just some of the added features designed to ensure the safety of the watercraft and its rider.





Our lifts are drive on or paddle on and designed to keep installation easy so you have more time to play!

Our jet ski, boat, or kayak docks can be assembled and installed in minutes with simple attachment kits. The Glide-N-Ride and Roll-N-Ride watercraft floats can be

attached to existing docks or other floating devices, or used as a stand alone dock.

Our Jet-Port products add the convenience of putting your watercraft in and out of the water. The time saved from launching your watercraft can be used for enjoying the water. Our watercraft floats also help protect watercrafts from moisture damage by lifting your personal watercraft out of the water. The Glide-N-Ride or Roll-N-Ride docking system also provides protection from wind and wave action.

When designing the Glide-N-Ride and Roll-N-Ride watercraft floats, Jet-Port also kept ease of maintenance in mind. Our wide, non-skid deck allows enough walk-around-room for easy watercraft maintenance such as cleaning, flushing and refueling.

Jet-Port's floats help you maintain your watercraft and get the most out of your time in the water!

Jet-Port

PO Box 702
Chapin, SC 29036
sales@jet-port.com
1-888-PWC-Lift
www.jet-port.com